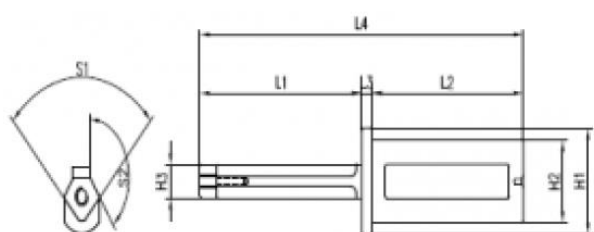


# Polikey per Torni e Macchine CNC

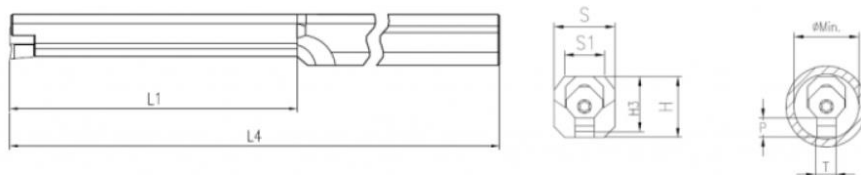
## PLKT – Porta utensile per Mono Tagliante



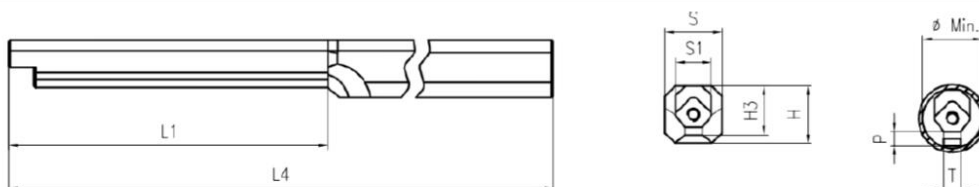
Cod.	L1	L2	L3	L4	H1	H2	H3	S1	S2	Ref. Insetto PLKIN
PLKT50	50	56	5	111	35	25	10	90°	135*	PLKIN30
PLKT60	60	56	5	121	35	25	14	90°	135°	PLKIN40 PLKIN50
PLKT100	100	56	5	161	35	25	14	120°	135°	PLKIN60 PLKIN80
PLKT140	140	56	5	201	35	25	20	120°	135°	PLKIN100 PLKIN120

# Polikey per macchine Stozzatrici

## PLKS – Porta Inserti per Mono Tagliente

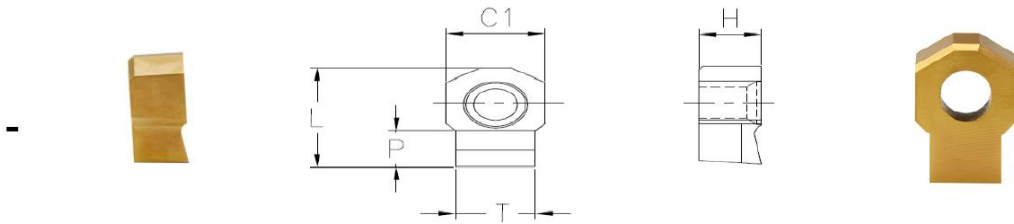


PLKS Porta inserti



Cod.	H	H3	S	S1	L1	L4	T	DIAM. Min	P Max	
PLKS1603	12	9,3	12	8,2	40	160	3	9,9	2	PLKIN30
PLKS160	12	10	12	7	60	160	4	10,4	3	PLKIN40
							5	10,8	3,2	PLKIN50
PLKS220	15,5	12	12	7	60	160	6	17,9	4,9	PLKIN60
							8	18,4	5,2	PLKIN80
PLKS250	20,6	14	12	7	60	160	10	23,8	6,2	PLKIN100
							12	24,2	7,2	<b>PLKIN120</b>

# PLKIN – Insetti Mono Tagliente



Cod.	C1	H	L	P	T	Tolleranza su T	Qty confezione	Ref. Porta inserto PLKS
PLKIN30	6	4,7	7	2	3	H7/C11	2	PLKS1603
PLKIN40	6	4,7	8	3	4	H7/C11	2	PLKS160
PLKIN50	6	4,7	8	3,2	5	H7/C11	2	PLKS160
PLKIN60	10	6,3	13,8	4,9	6	H7/C11	2	PLKS220
PLKIN80	10	6,3	13,8	5,2	8	H7/C11	2	PLKS220
PLKIN100	13	9,4	18,5	6,2	10	H7/C11	2	PLKS250
PLKIN120	13	9,4	18,5	7,2	12	H7/C11	2	PLKS250